

SPOA10TRIO™ Two-Post Lift Series

10,000 LBS. CAPACITY LIFTS

INNOVATING...NOT IMITATING!

The world's best selling asymmetrical lift is updated to service a broader range of vehicles - with one innovative arm design!

Versatility

TRIO™ Series asymmetric lifts are three arm configurations in one low-profile arm design. With lifting capabilities of 10,000 lbs., Rotary engineers have created a **patented two-piece, three-stage asymmetrical arm** that accommodates a wider range of vehicles. Versatility in matching the right adapters on a single lift is a win for any service bay and adapters are now interchangeable with three vehicle contact options. Technicians can choose the best adapter set for each vehicle to be serviced all on the same arm.

Vehicle Spotting Speed

TRIO™ arms allow for quick positioning of the adapter to the vehicle pickup point without moving heavy two or three stage inner arms.

The patented, integrated "third stage" adjustment easily and quickly slides the adapter to a pinpoint vehicle contact location saving technicians even greater set-up time. Discover the TRIO™ arm's competitive, industry exclusive advantage that only Rotary offers!

Greater productivity equals higher profits per bay, every day!



THIRD STAGE adapter slider adjustment range




Model shown: SPOA10N858BL
Shown with optional accessories and additional equipment

Lift shown with three-stage TRIO™ arms with round (RA) adapters. Model #SPOA10-TRIO-RA / 10,000 lbs. capacity

NEW SPOA10TRIO™ THREE STAGES OF FLEXIBILITY IN A TWO-PIECE ARM

STAGE ONE

Front and rear TRIO arms at full retraction.



1st STAGE REACH
Stage one adapter micro adjustment range at full retraction.
Shown with RA adapter

STAGE TWO

Front and rear TRIO arms at full arm extension.



2nd STAGE REACH
Single inner arm shown at full retraction and full extension.
Shown with RA adapter

STAGE THREE

Front and rear TRIO arms at full arm extension with adapter adjustment range.



3rd STAGE REACH
Patented multi-position adapter slider
Integrated "third stage" adapter adjustment easily slides to a pinpoint location.

* 3rd stage RA has 8.34"(212mm) of adjustability / 3rd stage FA has 8.85" (225mm) of adjustability - EXAMPLE SHOWN ON TRIO REAR ARM WITH RA ADAPTER

VERSATILE TRIO™ ARM ADAPTERS ARE INTERCHANGEABLE WITH THREE OPTIONS
Technicians can choose the best optional adapter set for their lifting needs!*

Three-Position Flip-Up Adapters (FA)

LIFT MODEL #SPOA10-FA-TRIO



Multiple auxiliary adapters are available.

Perfect adapter for quick positioning on a variety of pick-up points.
KIT #T100274
Includes four (4) adapters

Round Adapters (RA)

LIFT MODEL #SPOA10-RA-TRIO



#FJ6219

Set of four (4) FJ6219 polymer pad round adapters. Adapters thread-up to allow protection of the vehicle underbody components or undercoating for no metal to metal contact. Also available for use with stackable inserts.
SET OF 4 KIT #T100272

Truck Adapters (TA)

LIFT MODEL #SPOA10-TA-TRIO



#T110564
For 10,000 lbs. (4536kg) capacity lifts - includes four (4) adapters.

Auxiliary adjustable thread-up adapter with rubber pads allow for protection of underbody vehicle components or undercoating. Required use when lifting trucks and other frame vehicles. For 10,000 lbs. (4536kg) capacity lifts
SET OF 4 KIT #T100273
Stackable inserts come standard on 10,000 lbs. and 12,000 lbs. capacity TA models

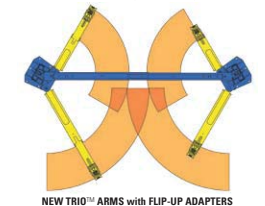
*NEW SPOA10 TRIO LIFTS COME STANDARD WITH YOUR CHOICE OF FA, RA OR TA ADAPTERS. EACH ADDITIONAL ADAPTER SET IS SOLD SEPARATELY.

True Asymmetrical Lifts are rotated 30° allowing maximum door opening for improved access to vehicle interior.

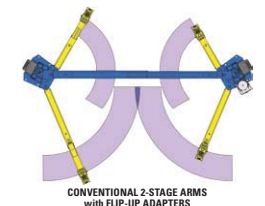


Model shown: SPOA10N858BL
Shown with optional accessories and additional equipment

NEW TRIO™ ARM SWEEP vs CONVENTIONAL 2-STAGE ARMS
GREATER REACH AND ENHANCED RETRACTION
Shown with three-position FA adapters



NEW TRIO™ ARMS with FLIP-UP ADAPTERS



CONVENTIONAL 2-STAGE ARMS with FLIP-UP ADAPTERS

Rotary DESIGN ADVANTAGE

Two-Post TRIO™ PRODUCTIVITY & PERFORMANCE

1. PATENTED, TWO-PIECE, THREE-STAGE ARM DESIGN
2. GREATER REACH WITH LOW PROFILE ARMS
3. AVAILABLE WITH SHOCKWAVE
- DC POWER PROVIDES 2X FASTER SPEED
4. ADAPTERS ARE INTERCHANGEABLE ON ONE ARM
5. THIRD-PARTY ETL GOLD CERTIFIED